


quiz

It is expected that pupils will answer all the questions to the satisfaction of the teacher/examiner.
There is no restriction on the number of attempts which they have.

In the house

1 Put a circle around the drawings where a child could drown



2 You could drown in water which is

- 50cm deep
- more that 1.0m deep
- more than 2.0m deep


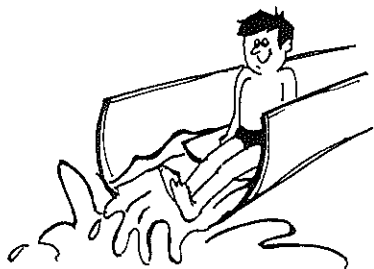


3 If you have a pond in your garden you should ask a grown up in your family

- to make the pond very deep
- to let you swim in it
- to cover the pool with netting

quiz

In a closed environment

4 Put a circle around what you should not do in an indoor swimming pool



5 If somebody is in difficulty in a swimming pool you should

- take no notice
- go to help them
- call the lifeguard

6 If you cannot swim you should

- stay in the deep end
- go anywhere in the pool
- stay where you can stand up

7 When entering a swimming pool you should

- jump straight in
- dive straight in
- check which is the shallow end
- check the depth of the water
- check where the lifeguard is
- always follow your friend

8 Swimming

- is good fun
- is good for your health
- gives you a cold

9 Before going swimming you should

- eat lots of food
- eat a light snack
- eat at least one hour before swimming

quiz

In an open environment

10 List five outdoor areas where it is dangerous to swim

1 _____






2 _____

3 _____

4 _____

5 _____

11 Match the following signs with the correct words



**No
diving**

**DANGER
Strong currents**

**No
swimming**

Swimming area

Sub-aqua area

**DANGER
Deep water**

12 It is dangerous to swim in cold water because

quiz

13 You can often tell if somebody is in difficulties in the water because

- they will shout and scream
- they will wave their arms around
- they will be swimming nicely towards the side
- they may be bobbing up and down

14 If you see somebody who is in difficulties in the water you should

- send a friend to get help
- jump in to help
- throw a football to the person
- try to reach the person from the side
- ignore the person

15 At the seaside you may see some flags on the beach
Match up the flag with the words

RED

GREEN

RED
YELLOW

LIFEGUARD ON PATROL

DANGER

OK TO SWIM

16 Name any local outdoor area where it is safe to swim. If there is not one locally, name any outdoor area where it is safe to swim

.....

.....

17 List three outdoor areas where it is not safe to swim

.....

.....

.....

18 Name your nearest swimming pool

.....

.....

19 List four other activities which you can do safely once you are able to swim

.....

.....

.....

.....

20 Write down the Water Safety code


.....

work card no.1

AT THE INDOOR POOL


List 5 dangers

- 1 _____
- 2 _____
- 3 _____
- 4 _____
- 5 _____




work card no.2

PUT A CIRCLE AROUND EACH PERSON WHO IS IN DANGER



work card no.3

AT THE BEACH



List 6 dangers

- 1 _____ 2 _____ 3 _____
4 _____ 5 _____ 6 _____

work card no.4

IN THE HOME

List 5 dangers

1

2

3

4

5

6

